PASS EXAM READING

Will You Pass, Lucas?

Your March Exam Reading

“Will I pass my architecture licensing exam in March?”

Prepared for Lucas · November 12, 2026



YOUR QUESTION

Will I pass my architecture licensing exam in March?

THE SHORT ANSWER

Yes — the cards are on your side

Yes — the cards are on your side. The draw shows real, sustained effort meeting a specific and workable gap in structures. This is not a reading about whether you deserve to pass; it is a reading about what the symbolic pattern sees in your preparation right now. Bringing the same focused attention you give design into your structures practice is the move that sharpens everything ahead of March. Preparation matters and shapes what becomes possible, though it does not write the result in advance.

Read your cards in order, then the page that brings them together.

YOUR FIVE CARDS, IN THE ORDER THEY WERE DRAWN



Eight of Pentacles
What Is Blocking You



The Chariot
Where the Pressure Sits



Nine of Swords
How Your Study Is Flowing



Six of Wands
Your Exam Day



The Sun
What Needs to Shift

Your reading was prepared with AI assistance around the cards drawn for you and the details you shared. It's here to help you prepare with a clear head; your preparation is what turns it into a result.



WHAT IS BLOCKING YOU

Eight of Pentacles

PRACTICE, DILIGENCE, CRAFTSMANSHIP

What the card shows

A craftsperson sits at a bench engraving a pentacle. Other completed pentacles line a post, with a town visible in the distance.

What it means for your question

Lucas, your after-work study sessions are the real engine here. The Eight of Pentacles points to diligence as both your strength and your invitation. You are showing up repeatedly, building skill one session at a time, and that consistency carries real weight. Where this card asks for your attention is specificity. Practice works differently when it stays on one focused area rather than spreading across everything at once. Your design confidence is real, but structures material may need that same concentrated, repetitive attention rather than sharing time equally with areas you already move through easily. Diligence without direction can scatter. This card suggests narrowing your after-work sessions so that structures problems get dedicated passes, not leftover energy. The craft this card honors is not speed; it is the return, again and again, to the same demanding material until it becomes familiar ground.

Try this

1. Pull one structures concept you marked uncertain this week and work only that concept from first principles for your next study session.
2. After each after-work session, write one sentence naming what you practiced and what still feels rough in structures specifically.

A QUESTION TO KEEP

Which structures topic have you been skimming past?

WORDS TO KEEP

I am building real skill one session at a time.



WHERE THE PRESSURE SITS

The Chariot

DIRECTION, DISCIPLINE, COMPETING FORCES

What the card shows

An armored figure stands in a chariot beneath a star-patterned canopy. One black sphinx and one white sphinx rest in front of the vehicle.

What it means for your question

Lucas, The Chariot names the tension you are already living: design fluency pulling one way, structures uncertainty pulling another. This card's symbolic meaning centers on steering competing forces through will and direction rather than waiting for them to resolve on their own. The pressure here is internal and directional. This card does not ask both forces to feel equal before you move; it asks you to commit forward anyway. For your exam preparation, steering means scheduling structures practice even on evenings when design problems feel more natural and rewarding. Waiting until structures feels as comfortable as design before you engage it fully may cost you the momentum you need heading into March. The discipline this card honors is choosing direction under tension, not eliminating the tension first. Commit to the uncomfortable material now, and let the motion itself build the steadiness you are looking for.

Try this

1. On your next study day, open your structures material before any design review, even for fifteen minutes, to shift which force leads.
2. Write a one-line intention at the top of each study session naming which of the two subjects you are steering toward that night.

A QUESTION TO KEEP

What would it feel like to steer toward structures without waiting to feel ready?

WORDS TO KEEP

I can steer both forces forward at once.



HOW YOUR STUDY IS FLOWING

Nine of Swords

WORRY, DISTRESS, RUMINATION

What the card shows

A figure sits upright in bed with their face in their hands. Nine swords hang horizontally on a dark wall above the bed.

What it means for your question

Lucas, the Nine of Swords speaks directly to what may happen in the quiet after your study session ends. For your exam preparation, this card is not about whether concern over structures is valid. It is about what that worry could cost you between sessions. When the mind rehearses gaps on a loop overnight, the next session may start already carrying that weight. The card does not say the worry is wrong; it suggests the loop itself could be the constraint. Rumination and productive review are different activities. One moves through material; the other circles it without resolution. A concrete boundary between study time and rest time may interrupt that cycle. When the session closes, close it deliberately, writing down what you will address next so the mind has somewhere to put the unfinished feeling. That single habit could change how the next session begins.

Try this

1. After your last study task each night, write down the one structures question most on your mind, then close the notebook physically.
2. If structures anxiety surfaces before sleep, name it aloud once, then redirect attention to something unrelated to the exam for ten minutes.

A QUESTION TO KEEP

What would you do with the energy the overnight loop is currently using?

WORDS TO KEEP

I choose where my attention rests tonight.



YOUR EXAM DAY

Six of Wands

RECOGNITION, PROGRESS, CONFIDENCE

What the card shows

A rider on a horse carries a wand decorated with a wreath. Other figures accompany the rider carrying upright wands.

What it means for your question

Lucas, the Six of Wands places you in motion, holding the laureled wand, moving forward with others around you carrying their own upright wands. For your exam day, this card reflects the momentum that consistent, directed preparation builds over time. What this card asks you to notice is that the confidence you feel about design is not a separate quality from your capacity in structures. It is the same quality applied to territory you know less well right now. Your own effort, session by session, is building that forward movement. Show up to the exam as the person who steered deliberately through the harder material, not as the person who waited to feel complete before committing. The recognition this card points to follows from the direction you choose now, in the weeks between today and March.

Try this

1. Before March, do one full timed structures problem set under exam conditions so the pacing feels familiar rather than foreign on the day.
2. The night before your exam, review your design strengths briefly as an anchor, then trust that the structures work is already in your hands.

A QUESTION TO KEEP

How does it feel to picture yourself already in motion on exam day?

WORDS TO KEEP

I arrive already moving, not waiting to begin.



WHAT NEEDS TO SHIFT

The Sun

CLARITY, VITALITY, VISIBLE EVIDENCE

What the card shows

A child sits on a white horse holding a red banner. Sunflowers grow behind a wall beneath a large radiant sun.

What it means for your question

Lucas, The Sun names what becomes available when you bring visible, consistent practice to structures the same way you already engage design. This card's meaning centers on clarity that emerges from surfacing what is uncertain and meeting it directly rather than working around it. Your structures gap may feel like something to manage quietly, but this card suggests bringing it into the open: naming the specific topics, scheduling them explicitly, and practicing them where you can track progress. Clarity here is not a feeling that arrives on its own. It could be what happens when you schedule the uncomfortable material and meet it in daylight rather than leaving it in the background. Each structures session you complete between now and March adds visible evidence to your preparation. That evidence is what this card calls vitality. The cards are on your side.

Try this

1. Within the next 48 hours, list every structures subtopic you feel uncertain about and rank them by how often they appear in your practice materials.
2. Schedule at least two dedicated structures-only sessions between now and March, blocking them in your calendar as fixed as your work shifts.

A QUESTION TO KEEP

Which structures subtopic would feel most different if you worked it in full light this week?

WORDS TO KEEP

I bring my work into the light and meet it clearly.

SUMMARY

What your cards say together

Your consistent effort is real. Turning that effort toward structures with the same focus you bring to design is what moves this forward.

How the cards connect

The Eight of Pentacles confirms you are already doing the work, session after session, and that diligence is the foundation everything else rests on. The Chariot names the internal split between design fluency and structures uncertainty, and it asks you to steer rather than wait for both sides to feel balanced before moving. The Nine of Swords shows the overnight rumination loop as the hidden cost between sessions, draining energy the next session needs. The Six of Wands reflects the momentum that directional, steady preparation builds, and it places you already in motion rather than waiting at the gate. The Sun asks you to bring structures into visible, deliberate practice rather than working around the edges of what feels uncertain. Together these five cards describe a person with real capability and a specific, addressable gap, and the cards are on your side.

YOUR NEXT STEP

Within the next 48 hours, write your full list of uncertain structures subtopics, rank them by exam relevance, and block two structures-only sessions in your calendar before March. That single act of naming and scheduling is the move the Sun is pointing toward.

> *Showing up to the hard material is its own form of self-trust.*

You study after long work days and you still show up. That kind of discipline is not nothing. Trust the person who sits down at the bench each evening, and let that person walk into March.

Card art: Pamela Colman Smith, Rider–Waite–Smith · Scans: TaionWC / Wikimedia Commons · Public domain